



MATERIALS

Caron® One Pound™ (16 oz/453.6 g; 812 yds/742 m)
 Peach (10504) **2 balls**

Size U.S. J/10 (6 mm) crochet hook **or size needed to obtain gauge.**

ABBREVIATIONS: www.yarnspirations.com/abbreviations

- | | | |
|---------------------------------|----------------------------|----------------------------|
| Approx = Approximate(ly) | Dc = Double crochet | RS = Right side |
| Beg = Begin(ning) | Pat = Pattern | Sl st = Slip stitch |
| Ch = Chain(s) | Rep = Repeat(ing) | Sp = Space(s) |
| Cont = Continue | Rnd(s) = Round(s) | WS = Wrong side |

1  BEGINNER

MEASUREMENT

Approximately (Approx) 40" [101.5 cm] square.

GAUGE

10 dc and 5 rows = 4" [10 cm].

INSTRUCTIONS

Chain (ch) 115. (See diagram on page 2.)

1st row: [Right side (RS)]. 3 double crochet (dc) in 5th ch from hook. [Skipped ch-4 counts as 1 dc and ch-1 space (sp)]. *Skip next 2 ch. 3 dc in next ch. Repeat (rep) from * to last 2 ch. Skip next ch. 1 dc in last ch. Turn. 36 groups of 3-dc.

2nd row: Ch 3 (counts as dc). 1 dc in first dc. *3 dc in sp between next two 3-dc groups. Rep from * to last 3-dc group. 2 dc in top of ch-4. Turn. 39 3-dc groups.

3rd row: Ch 3 (counts as dc). *3 dc in sp between next 3-dc group. Rep from * to last 2 dc. 1 dc in top of ch-3. Turn. 40 groups of 3-dc.

4th row: Ch 3 (counts as dc). 1 dc in first dc. *3 dc in sp between next two 3-dc groups. Rep from * to last 3-dc group. 2 dc in top of ch-3. Turn. 39 groups of 3-dc.

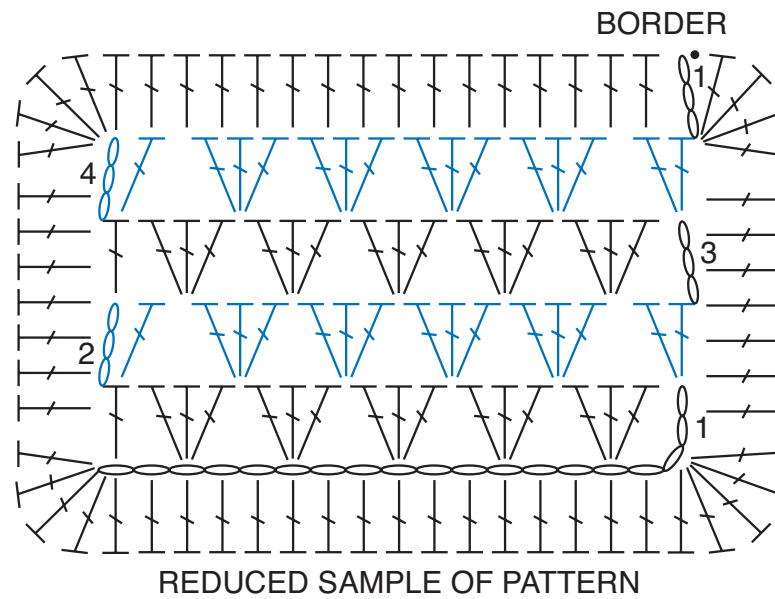
Rep last 2 rows for pattern (pat) until work from beginning (beg) measures approx 40" [101.5 cm] ending on a Wrong side (WS) row. Turn. **Do not** fasten off.

Border




1st rnd: Ch 3 (counts as dc). 1 dc in each dc to last st. 5 dc in top of ch-3. **Do not** turn. Continue (cont) down left edge of Blanket, work 111 dc evenly down side edge to next corner. 5 dc in corner. Cont across bottom edge of Blanket, work dc in each ch to next corner. 5 dc in corner. Cont up right edge of Blanket, work 111 dc evenly to next corner. 4 dc in next corner. Join with slip stitch (sl st) to top of ch-3. Fasten off.



DIAGRAM



KEY

-  = chain (ch)
-  = slip st (sl st)
-  = double crochet (dc)